

Bi2 nano SLN

The **smallest** fan coil in the range.



FEATURES

Cools, Dehumidifies, Heats and Filters

Compact: thickness of just 12,9 cm, height 35 cm
Lowered version: total height 42,8 cm.

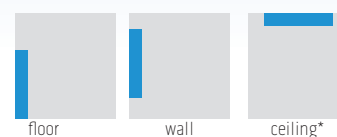
Range consists of 5 power models

Easy maintenance:
the easy removability of air filters and access to the front fan simplify cleaning

AC Motor

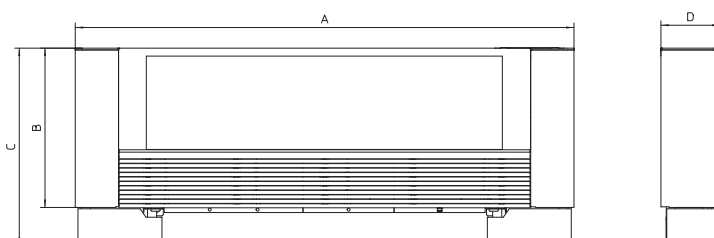
Metal sides

installation:



Available in colors: White

		Bi2 SLN whitout heating panel.				
MODEL		SLN200	SLN400	SLN600	SLN800	SLN1000
White	CODE	01247	01248	01249	01250	01251



		200	400	600	800	1000
A	mm	697	897	1097	1297	1497
B	mm	350	350	350	350	350
C	mm	430	430	430	430	430
D	mm	129	129	129	129	129
Weight kg		11,5	13,4	15,5	17,4	19,7

* Front basin kit and feet kit are necessary



The fan coil radiator has a thickness of only 12.9 cm, compared with 20-25 cm in traditional fan convectors and a height of only 42.8 cm (legs included).

MODEL	Bi2 SLN					
	SLN 200	SLN 400	SLN 600	SLN 800	SLN 1000	
(a) Total cooling capacity	kW	0,51	1,01	1,23	1,82	2,41
Sensible cooling capacity	kW	0,42	0,91	1,15	1,47	2,06
Water flow rate	lt/h	87	174	214	313	421
Water pressure loss	kPa	1,9	8,5	2,9	10,5	16,4
(b) Heating capacity (50°C)	kW	0,86	1,55	2,16	2,85	3,74
Water flow rate (50°C)	lt/h	72	139	185	245	284
Water pressure loss (50°C)	kPa	1,6	7,1	2,5	8,8	13,7
(c) Heating capacity (70°C)	kW	1,51	2,70	3,79	4,93	5,94
Water flow rate (70°C)	lt/h	130	232	326	424	511
Water pressure loss (70°C)	kPa	2,7	10,4	4,8	13,7	17,2
Battery water capacity	l	0,2	0,3	0,4	0,5	0,6
Maximum operating pressure	bar	10	10	10	10	10
Water connections	inches	Eurocone 3/4	Eurocone 3/4	Eurocone 3/4	Eurocone 3/4	Eurocone 3/4
(d) Air flow min	m³/h	70	155	250	255	310
(d) Air flow max	m³/h	150	290	400	530	650
Absorbed power min	W	6	12	14	16	17
Absorbed power max	W	17	28	36	40	42
Sound power min Lw	dB(A)	38	39	41	38	39
Sound power max Lw	dB(A)	52	53	53	53	54
(g) Sound pressure	dB(A)	34	36	37	35	38
Electrical supply	V/ph/Hz	230/1/50	230/1/50	230/1/50	230/1/50	230/1/50

Performance at maximum ventilation speed

(a) Water temperature in battery inlet 7°C, water temperature in battery outlet 12°C, ambient air temperature 27°C b.s. and 19°C b.u.




(b) Water temperature in battery inlet 50°C, water flow in cooling + panel, inlet ambient air temperature 20°C













(c) Water temperature in battery inlet 70°C, water temperature in battery outlet 60°C, ambient air temperature inlet 20°C

(d) Air flow measured with clean filters

(g) Sound pressure measured at 1,5 m

ACCESSORIES SLN

	CODE	DESCRIPTION	COMPATIBILITY
ON BOARD CONTROL	B0659	Built-in electronic control kit. Control with adjustable thermostat, fan speed selection (summer, winter, automatic) and ventilation program (minimum, maximum, night, modulated) and minimum water sensor function. It has an inlet for the presence sensor connection, and two 230VAC outlets for the control of 2 valves.	
	B0658	Built-in electronic autonomous control kit without thermostat. Built-in control with speed selection and ventilation. It has a 230VAC outlet at for the control of a solenoid valve. It is fitted for connection of an enabling contact or outdoor thermostat (Minimum contact flow: 2A-250Vac).	B0336
REMOTE CONTROL	B0643	Kit for remotization. The main operating parameters, set point and ambient temperature are transmitted from remote controls B0373 or B0736 to all fan coils connected on the network, enabling a seamless operation. It has a 230 V outlet for the control of a solenoid valve, two clean contacts for the control of a chiller or a boiler, and a presence sensor. Operation in MODBUS, RS485.	B0736  My Home by 
	B0736	LCD wall clock thermostat remote control kit Programmable wall LCD thermostat control for MODBUS connection, RS485. Ability to control up to 30 units. Desired temperature selection, operation mode, fan speed, manual/programmable thermostat. Room sensor inserted in control. Backlit LCD. Presence contact input. The control is equipped with a 230/12VAC double insulation power transformer and a buffer battery. Wall installation with center to center distance compatible with standard recessed mounting box 503.	B0643 

	CODE	DESCRIPTION
HYDRAULIC KITS	 B0655 B0832	2 way group valves with thermoelectric actuator kit. 2-way valves unit kit with 4-wire thermoelectric actuator and end run micro switch. Consists of a valve with thermoelectric actuator and holder, the first allows for the control of terminal thermal emissions intercepting water passage; the holder allows the balancing of system load losses. This kit is mandatory in version SLR except in the case of using a 3-way valve kit or in the presence of a collector with thermoelectric heads.
	 B0654 B0834	3-way group valves kit with thermoelectric actuator. 3-way valves unit kit with 4-wire thermoelectric actuator and end run micro switch. Consists of a three-way diverter valve with thermoelectric actuator, and a holder. The first allows the control of terminal thermal emissions intercepting water passage; the holder allows the balancing of system load losses; the by-pass keeps water circulating in the system. This kit is an alternative to the 2-way solenoid valve kit (required in version SLR).
		The valve unit kits with thermoelectric actuator are recommended for the following command kits to activate chiller and boiler: B0659 - B0673 - B0707 - B0774 - B0772 - B0828 - B0756
	 B0656	Manual 2-way group valves kit. Consisting of a valve and a holder, the first allows the cabinet to be manually excluded from the system, while the holder allows the balancing of system load losses. Also allowed when solenoid valves on the collector are managed by the control kit of terminal Bi2.
	 B0204	Manual 2-way valve isolation kit. Avoids condensation during the cooling operation (already included in the other thermoelectric hydraulic kits).
	 B0200 B0201	Adaptors couple kit. Allows you to transform the Bi2 3/4 " Eurocone connection into a standard 1/2 " (B0200) or 3/4 " (B0201) gas thread connection.
	 B0203	Kit 90° Eurokonus bend. Facilitates the connection in case of hydraulic connections with walled pipes
ELECTRICAL KITS	 B0336	Minimum temperature thermostat kit. Only compatible with B0658.
	 B0459	Control connection extension kit. Power and motor sensor electric connection cable for installations where connection positions are rotated (from Left to Right).
AESTHETICAL KITS	 B0157	Feet kit Kit of two aesthetic feet for coverage of any floor pipes.
	 B0193	Floor fixing bracket kit. Terminal support and floor fixing bracket kit (front glass applications or on non-bearing walls). To be used in combination with kit B0157.
	 B0649 (200) B0650 (400) B0651 (600) B0652 (800) B0653 (1000)	Back panel in painted sheet (for front glass applications).
	 B0644 (200) B0645 (400) B0646 (600) B0647 (800) B0648 (1000)	Bi2 ceiling installation kit (excluding version SLR and SLI)