

# Bi2 plus SLR+ inverter

Inverter fan coil radiator.



Design by Dario Tanfoglio



## FEATURES

Cools, Dehumidifies, Heats and Filters

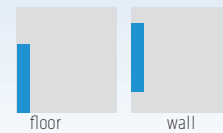
Terminal with integrated heating panel

Compact: thickness of just 12,9 cm

Range consists of 5 power models

DC brushless Motor

installation:



Available in colors:  White



Bi2 + is the winner of the iF product design award 2013 in the Buildings category, selected by an internationally recognized panel of experts and designers.



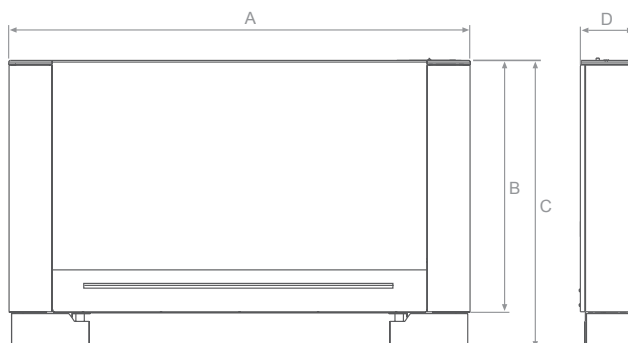
reddot design award  
honourable mention 2013

Bi2 + was awarded the REDDOT DESIGN HONOURABLE MENTION 2013 award, for the seamless integration of technology and design.




\* Color choice: options available at specific client request, terms of delivery and minimum lots to be agreed.

MODEL	Bi2+ with heating panel (SLR*)				
	SLR*200	SLR*400	SLR*600	SLR*800	SLR*1000
White	cod. 01609	01610	01611	01612	01613



		200	400	600	800	1000
A	mm	697	897	1097	1297	1497
B	mm	579	579	579	579	579
C	mm	659	659	659	659	659
D	mm	129	129	129	129	129
Weight SLR*	kg	15	17	21	24	28

- 1 Valve with thermoelectric actuator (accessory kit)
- 2 Tubular heating panel
- 3 High Efficiency Coil
- 4 Water temperature sensor
- 5 High efficiency tangential fan
- 6 DC brushless inverter motor
- 7 Electronic controls (accessory kit)
- 8 Condensation collector basin



MODEL	B12+ SLR inverter					
		200	400	600	800	1000
<b>(a) Total cooling capacity</b>	kW	0,82	1,74	2,54	3,29	3,78
<b>Sensible cooling capacity</b>	kW	0,64	1,25	1,94	2,54	2,98
<b>Water flow rate</b>	lt/h	142	302	446	573	655
<b>Water pressure loss</b>	kPa	13,1	8,2	19	18,7	18,2
<b>(b) Heating capacity (50°C)</b>	kW	1,05	2,31	3,12	4,10	4,67
<b>Water flow rate (50°C)</b>	lt/h	84	185	249	329	374
<b>Water pressure loss (50°C)</b>	kPa	10,9	6,8	15,8	15,5	15,1
<b>(c) Heating capacity (70°C)</b>	kW	1,77	3,88	5,21	6,88	7,83
<b>Water flow rate (70°C)</b>	lt/h	152	334	448	592	673
<b>Water pressure loss (70°C)</b>	kPa	10,9	7,0	14,3	12,7	12,5
<b>Battery water capacity</b>	l	0,47	0,8	1,13	1,46	1,8
<b>Maximum operating pressure</b>	bar	10	10	10	10	10
<b>Water connections</b>	inches	Eurocone 3/4	Eurocone 3/4	Eurocone 3/4	Eurocone 3/4	Eurocone 3/4
<b>(d) Air flow min</b>	m³/h	100	170	180	370	420
<b>(d) Air flow max</b>	m³/h	160	320	460	575	650
<b>Absorbed power min</b>	W	5	6	7	8	9
<b>Absorbed power max</b>	W	11	19	20	24	27
<b>Sound power min Lw</b>	dB(A)	38	39	41	42	42
<b>Sound power max Lw</b>	dB(A)	52	53	53	54	54
<b>(g) Sound pressure</b>	dB(A)	34	36	37	35	38
<b>Electrical supply</b>	V/ph/Hz	230/1/50	230/1/50	230/1/50	230/1/50	230/1/50
<b>Max capacity static heating (50°C)</b>	kW	0,37	0,42	0,50	0,62	0,77
<b>Max capacity static heating (70°C)</b>	kW	0,59	0,71	0,84	1,04	1,28
<b>Water content heating panel</b>	l	0,3	0,5	0,6	0,7	0,9

Performance at maximum ventilation speed

**(a)** Water temperature in battery inlet 7°C, water temperature in battery outlet 12°C, ambient air temperature 27°C b.s. and 19°C b.u.

**(b)** Water temperature in battery inlet 50°C, water flow in cooling + panel, inlet ambient air temperature 20°C













**(c)** Water temperature in battery inlet 70°C, water temperature in battery outlet 60°C, ambient air temperature inlet 20°C

**(d)** Air flow measured with clean filters

**(g)** Sound pressure measured at 1,5 m

# ACCESSORIES SLR+ inverter

	CODE	DESCRIPTION	COMPATIBILITY
ON BOARD CONTROL	<b>B0686</b>	<b>Built-in</b> Bi2 inverter control kit. Control with adjustable thermostat, fan speed selection (summer, winter, automatic) and ventilation program (minimum, maximum, night, modulated) and minimum water sensor function. It has an inlet for the presence sensor contact connection, a 230VAC outlet for the solenoid valve control, and contacts to enable the boiler or chiller.	
	<b>B0828</b>	<b>Touch flat design built-in</b> control kit. Back-lit display with desired temperature visualization, real-touch switches, mode of operation and fan speed selection. Control with adjustable thermostat, fan speed selection (summer, winter, automatic) and ventilation program (minimum, maximum, night, modulated) and minimum water sensor function. It has an inlet for the presence sensor contact connection, a 230VAC outlet for the solenoid valve control. Remote control provided.	Touch flat control Not for sale, only mounted from the factory.
REMOTE CONTROL	<b>B0685</b>	Bi2 inverter control kit <b>for remotization</b> . The main operating parameters, set point and ambient temperature are transmitted from the remote control B0736 to all connected fan coils on the network, enabling a seamless operation. It has a 230VAC outlet for the control of a solenoid valve, two clean contacts for the control of a chiller or a boiler, and a presence inlet. Operation in MODBUSprotocol, RS485.	B0736  My Home by <b>bticino</b>
	<b>B0756</b>	Control kit <b>for remotization</b> for the management and control through analogic inlet 0-10V or contacts. It has a 230VAC outlet for the control of one solenoid valve and a water sensor inlet with minimum temperature sensor function (in the contact mode)	
	<b>B0736</b>	LCD <b>wall clock thermostat remote</b> control kit. Programmable wall LCD thermostat control for MODBUS connection, RS485. Ability to control up to 30 units. Desired temperature selection, operation mode, fan speed, manual/programmable thermostat. Room sensor inserted in control. Backlit LCD. Presence contact input. The control is equipped with a 230/12VAC double insulation power transformer and a buffer battery. Wall installation with center to center distance compatible with standard recessed mounting box 503.	B0685 

	CODE	DESCRIPTION
HYDRAULIC KITS	 B0139 B0832	<b>2-way group valves with thermoelectric actuator kit.</b> <b>2-way valves unit kit with 4-wire thermoelectric actuator and end run micro switch.</b> Consists of a valve with thermoelectric actuator and holder, the first allows for the control of terminal thermal emissions intercepting water passage; the holder allows the balancing of system load losses. This kit is mandatory in version SLR except in the case of using a 3-way valve kit or in the presence of a collector with thermoelectric heads.
	 B0641 B0833	<b>2-way valves group kit with thermoelectric actuator and bypass branch with pressure relief valve.</b> <b>2-way valves unit kit with 4-wire thermoelectric actuator and end run micro switch and by-pass branch with pressure-relief valve.</b> The kit consists of a valve with thermoelectric actuator, a holder and a bypass with a pressure relief valve, the first allows the control of terminal thermal emissions intercepting water passage; the holder allows the balancing of system load losses while the by-pass maintains the system balanced even with cabinet excluded. This kit is an alternative to the 2-way solenoid valve kit. (Required in SLR version)
	 B0635 B0834	<b>3-way group valves kit with thermoelectric actuator.</b> <b>3-way valves unit kit with 4-wire thermoelectric actuator and end run micro switch.</b> Consists of a three-way diverter valve with thermoelectric actuator, and a holder. The first allows the control of terminal thermal emissions intercepting water passage; the holder allows the balancing of system load losses; the by-pass keeps water circulating in the system. This kit is an alternative to the 2-way solenoid valve kit (required in version SLR).
		<b>The valve unit kits with thermoelectric actuator are recommended for the following command kits to activate chiller and boiler: B0659 - B0673 - B0707 - B0774 - B0772 - B0828 - B0756</b>
	 B0205	<b>Manual 2-way group valves kit.</b> Consisting of a valve and a holder, the first allows the cabinet to be manually excluded from the system, while the holder allows the balancing of system load losses. Also allowed when solenoid valves on the collector are managed by the control kit of terminal Bi2.
	 B0204	<b>Manual 2-way valve isolation kit.</b> Avoids condensation during the cooling operation (already included in the other thermoelectric hydraulic kits).
	 B0501	<b>Spacer kit (No. 1 unit) 3/4 Eurokonus.</b> Available for multilayer pipes d. 20 mm. (which do not allow adequate bending radii), no. 1 or 2 kit. for machine according to the type of installation.
	 B0200 B0201	<b>Adaptors couple kit.</b> Allows you to transform the Bi2 3/4 " Eurocone connection into a standard 1/2 "(B0200) or 3/4 " (B0201) gas thread connection.
	 B0203	<b>Kit 90° Eurokonus bend.</b> Facilitates the connection in case of hydraulic connections with walled pipes
	ELECTRICAL KITS	 B0632 (200) (400) (600) B0633 (800) (1000)
AESTHETICAL KITS		 B0157
	 B0193	<b>Floor fixing bracket kit.</b> Terminal support and floor fixing bracket kit (front glass applications or on non-bearing walls). To be used in combination with kit B0157.
	 B0171 (200) B0173 (400) B0175 (600) B0177 (800) B0179 (1000)	<b>Back panel in painted sheet (for front glass applications).</b>