


Bi2 naked SLIR inverter

The **first** recessed **inverter** fan coil radiator with **heating panel**.



FEATURES

- Cools, Dehumidifies, Heats and Filters
- Recessed version with heating panel
- Compact: recessed wall thickness of just 142 mm
- Range consists of 5 power models
- Recess with formwork
- DC brushless Motor
- Ultra slim aesthetic panel
- Only available with left hydraulic connections.

installation:

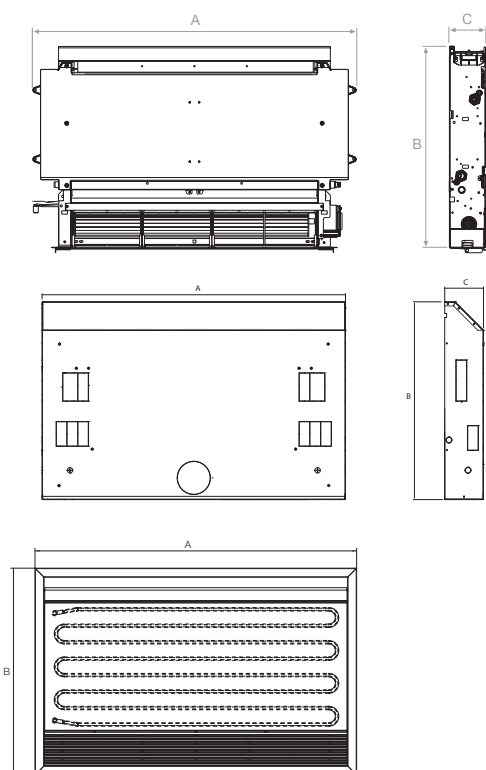


wall

Available in colors: White

MODEL	Bi2 with heating panel. (SLIR Inverter)				
	SLIR200	SLIR400	SLIR600	SLIR800	SLIR1000
Recessed heating*	CODE 01639	01640	01641	01642	01643
Heating panel kit	CODE B0731	B0732	B0733	B0734	B0735
formwork for recess	CODE B0568	B0569	B0570	B0571	B0572

* formwork and front heating panel are necessary



SLIR inverter VERSION	SLIR 200	SLIR 400	SLIR 600	SLIR 800	SLIR 1000
A	mm 525	725	925	1125	1325
B	mm 576	576	576	576	576
C	mm 126	126	126	126	126
Weight	kg 9	12	15	18	21

	200	400	600	800	1000
A	mm 713	913	1113	1313	1513
B	mm 725	725	725	725	725
C	mm 142	142	142	142	142

	200	400	600	800	1000
A	mm 772,5	972,5	1172,5	1372,5	1572,5
B	mm 754	754	754	754	754



Back detail of heating front panel partitioned by SLIR version



Recessed with aesthetic panel sheet (SLI version and SLIR heating)

MODEL		Bi2 SLIR inverter				
		200	400	600	800	1000
(a) Total cooling capacity	kW	0,82	1,74	2,54	3,29	3,78
Sensible cooling capacity	kW	0,64	1,25	1,94	2,54	2,98
Water flow rate	lt/h	142	302	446	573	655
Water pressure loss	kPa	13,1	8,2	19	18,7	18,2
(b) Heating capacity (50°C)	kW	1,05	2,31	3,12	4,10	4,67
Water flow rate (50°C)	lt/h	84	185	249	329	374
Water pressure loss (50°C)	kPa	10,9	6,8	15,8	15,5	15,1
(c) Heating capacity (70°C)	kW	1,77	3,88	5,21	6,88	7,83
Water flow rate (70°C)	lt/h	152	334	448	592	673
Water pressure loss (70°C)	kPa	10,9	7,0	14,3	12,7	12,5
Battery water capacity	l	0,47	0,8	1,13	1,46	1,8
Maximum operating pressure	bar	10	10	10	10	10
Water connections	inches	Eurocone 3/4	Eurocone 3/4	Eurocone 3/4	Eurocone 3/4	Eurocone 3/4
(d) Air flow min	m³/h	100	170	180	370	420
(d) Air flow max	m³/h	160	320	460	575	650
Absorbed power min	W	5	6	7	8	9
Absorbed power max	W	11	19	20	24	27
Sound power min Lw	dB(A)	38	39	41	42	42
Sound power max Lw	dB(A)	52	53	53	54	54
(g) Sound pressure	dB(A)	34	36	37	35	38
Electrical supply	V/ph/Hz	230/1/50	230/1/50	230/1/50	230/1/50	230/1/50
Max capacity static heating (50°C)	kW	0,37	0,42	0,50	0,62	0,77
Max capacity static heating (70°C)	kW	0,59	0,71	0,84	1,04	1,28
Water content heating panel	l	0,5	0,6	0,7	0,9	1,0

Performance at maximum ventilation speed

(a) Water temperature in battery inlet 7°C, water temperature in battery outlet 12°C, ambient air temperature 27°C b.s. and 19°C b.u.







(b) Water temperature in battery inlet 50°C, water flow in cooling + panel, inlet ambient air temperature 20°C









(c) Water temperature in battery inlet 70°C, water temperature in battery outlet 60°C, ambient air temperature inlet 20°C

(d) Air flow measured with clean filters

(g) Sound pressure measured at 1,5 m

ACCESSORIES SLIR inverter

	CODE	DESCRIPTION	COMPATIBILITY
REMOTE CONTROL	 B0685	Bi2 inverter control kit for remotization. The main operating parameters, set point and ambient temperature are transmitted from the remote control B0736 to all connected fan coils on the network, enabling a seamless operation. It has a 230VAC outlet for the control of a solenoid valve, two clean contacts for the control of a chiller or a boiler, and a presence inlet. Operation in MODBUSprotocol, RS485.	B0736  My Home by 
	 B0756	Control kit for remotization for the management and control through analogic inlet 0-10V or contacts. It has a 230VAC outlet for the control of one solenoid valve and a water sensor inlet with minimum temperature sensor function (in the contact mode)	
	 B0736	LCD wall clock thermostat remote control kit Programmable wall LCD thermostat control for MODBUS connection, RS485. Ability to control up to 30 units. Desired temperature selection, operation mode, fan speed, manual/programmable thermostat. Room sensor inserted in control. Backlit LCD. Presence contact input. The control is equipped with a 230/12VAC double insulation power transformer and a buffer battery. Wall installation with center to center distance compatible with standard recessed mounting box 503.	B0685 

	CODE	DESCRIPTION
HYDRAULIC KITS	 B0139 B0832	2 way group valves with thermoelectric actuator kit. 2-way valves unit kit with 4-wire thermoelectric actuator and end run micro switch. Consists of a valve with thermoelectric actuator and holder, the first allows for the control of terminal thermal emissions intercepting water passage; the holder allows the balancing of system load losses. This kit is mandatory in version SLR except in the case of using a 3-way valve kit or in the presence of a collector with thermoelectric heads.
	 B0635 B0834	3-way group valves kit with thermoelectric actuator. 3-way valves unit kit with 4-wire thermoelectric actuator and end run micro switch. Consists of a three-way diverter valve with thermoelectric actuator, and a holder. The first allows the control of terminal thermal emissions intercepting water passage; the holder allows the balancing of system load losses; the by-pass keeps water circulating in the system. This kit is an alternative to the 2-way solenoid valve kit (required in version SLR).
		The valve unit kits with thermoelectric actuator are recommended for the following command kits to activate chiller and boiler: B0659 - B0673 - B0707 - B0774 - B0772 - B0828 - B0756
	 B0205	Manual 2-way group valves kit. Consisting of a valve and a holder, the first allows the cabinet to be manually excluded from the system, while the holder allows the balancing of system load losses. Also allowed when solenoid valves on the collector are managed by the control kit of terminal Bi2.
	 B0204	Manual 2-way valve isolation kit. Avoids condensation during the cooling operation (already included in the other thermoelectric hydraulic kits).
	 B0200 B0201	Adaptors couple kit. Allows you to transform the Bi2 3/4 " Eurocone connection into a standard 1/2 "(B0200) or 3/4 " (B0201) gas thread connection.
	 B0203	Kit 90° Eurokonus bend. Facilitates the connection in case of hydraulic connections with walled pipes
RECESSED KIT		Formwork for recess with closing panel: Structure for recessed installation. For vertical installation B0568 (200), B0569 (400), B0570 (600), B0571 (800), B0572 (1000)
		Recessed closing heating panel for recessed structure. * For vertical installation B0731 (200), B0732 (400), B0733 (600), B0734 (800), B0735 (1000)

* Necessary accessory kit.