

UNICO EDGE

The most versatile



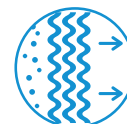
ITALIAN DESIGN

Designed by Ercoli + Garlandini studio, it stands out for its smooth lines, and the retro design, combined with a "strong personality" texture.



PURE SYSTEM

Equipped with a multi-filtering system, consisting of an electrostatic filter (with anti-dust function) and activated carbon filter (effective against unpleasant odours).



HEAT PUMP

Heat pump air conditioner. Thanks to this feature you can replace or support traditional heating in intermediate seasons (only in HP version).



CONDENSATION DRAIN

Mandatory for the HP version.



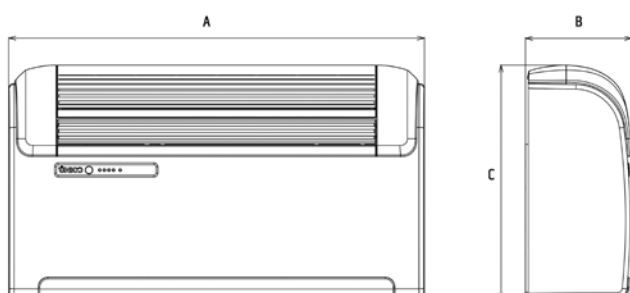
FEATURES

- Power: 2.7 kW
- Available in the versions: SF (Only Cooling) - HP (Heat Pump)
- Cooling class **A**
- R410A refrigerant gas
- Equipped with a multi-filtering system, consisting of an electrostatic filter (with anti-dust function) and activated carbon filter (effective against unpleasant odours).
- Multifunction remote control

FUNCTIONS









- **Cooling, heating (HP only), dehumidification and ventilation**
- **Auto function:** modulates the operating parameters in relation to the room temperature.
- **Sleep function:** gradually increases the set temperature and ensures reduced noise for better night-time well-being.
- **Condensation drainage function:** automatic drainage in cooling mode.
- **24 H timer**

DIMENSIONS AND WEIGHT



		30
A	mm	902
B	mm	229
C	mm	516
Weight	kg	40

TECHNICAL DATA

			Unico Edge 30 SF RFA	Unico Edge 30 HP RFA
PRODUCT CODE			02132	02133
EAN CODE			8021183021325	8021183021332
Cooling power (min/max)		kW	-	-
Heating power (min/max)		kW	-	-
Nominal cooling capacity (1)	Prated	kW	 2,7	 2,7
Nominal heating capacity (1)	Prated	kW	-	 2,5
Nominal power consumption for cooling (1)	PEER	kW	1,0	1,0
Nominal absorption for cooling (1)		A	4,3	4,3
Nominal power consumption for heating (1)	PCOP	kW	-	0,8
Nominal absorption for heating (1)		A	-	3,3
Nominal energy efficiency index (1)	EERd		2,6	2,6
Nominal efficiency coefficient (1)	COPd		-	3,1
Energy efficiency class in cooling (1)				
Energy efficiency class in heating (1)			-	
Energy consumption in "thermostat off" mode	PTO	W	14,0	14,0
Energy consumption in "standby" mode (EN 62301)	PSB	W	0,5	0,5
Energy consumption for double pipe appliances (1) - cooling function	QDD	kWh/h	1,0	1,0
Energy consumption for double pipe appliances (1) - heating function	QDD	kWh/h	-	0,8
Supply voltage		V-F-Hz	230-1-50	230-1-50
Supply voltage (min/max)		V	198 / 264	198 / 264
Maximum power consumption in cooling mode (1)		kW	-	-
Absorption in cooling mode (min/max)		A	-	-
Absorbed power in heating mode (min/max)		kW	-	-
Maximum absorption in heating mode (min/max)		A	-	-
Maximum power consumption with electric resistance heating		kW	-	-
Maximum absorption with electric resistance heating		A	-	-
Dehumidification capacity		l/h	0,9	1,1
Air flow rate in cooling environment (max/med/min)		m³/h	490 / 430 / 360	490 / 430 / 360
Air flow rate in heating environment (max/med/min)		m³/h	-	450 / 400 / 330
Air flow rate with electric resistance heating environment		m³/h	-	-
External air flow rate in cooling (max/min)		m³/h	520 / 350	500 / 340
External air flow rate in heating (max/min)		m³/h	-	500 / 340
Internal ventilation speed			3	3
External ventilation speed			3	3
Diameter wall holes**		mm	162/202	162/202
Electric resistance heating			-	-
Maximum remote control range (distance/angle)		m / °	8 / ±80°	8 / ±80°
Dimensions (WxHxD) (without packaging)		mm	902 x 516 x 229	902 x 516 x 229
Dimensions (WxHxD) (with packaging)		mm	980 x 610 x 350	980 x 610 x 350
Weight (without packaging)		kg	40	40
Weight (with packaging)		kg	44	44
Internal sound pressure (min/max) (2)		dB(A)	 33-42	 33-42
Degree of protection provided by covers			IP20	IP 20
Refrigerant gas*		Type	R410A	R410A
Global warming potential	GWP		2088	2088
Refrigerant gas charge		kg	0,54	0,55
Maximum operating pressure		MPa	3,6	3,6
Power cable (N° pole x section mm²)			3 x 1,5	3 x 1,5

LIMITS OF OPERATING CONDITIONS

Indoor ambient temperature	Maximum temperature in cooling	DB 35°C - WB 24°C
	Minimum temperature in cooling	DB 18°C
	Maximum temperature in heating	DB 27°C
	Minimum temperature in heating	-
Outdoor ambient temperature	Maximum temperature in cooling	DB 43°C - WB 32°C
	Minimum temperature in cooling	-
	Maximum temperature in heating	DB 24°C - WB 18°C
	Minimum temperature in heating	DB -15°C

(1) Test conditions: the data refer to the EN14511 standard - HEATING MODE: Temperature: outdoor environment DB 7°C / WB 6°C; indoor environment DB 20°C / WB 15°C - COOLING MODE: outdoor ambient temperature DB 35°C / WB 24°C; indoor environment DB 27°C / WB 19°C

(2): Declaration of test data in a semi-anechoic chamber at a distance of 2m, minimum pressure in ventilation only.

* Hermetically sealed equipment containing fluorinated gas with GWP equivalent 2088.

** Machine supplied with 202 mm wall opening grilles. If necessary, to replace an old Unico, the machine can also be installed with holes of 162 mm in diameter.